SPECIFICATION FOR APPROVAL

CUSTOMER _____

DESCRIPTION 5G Multi Band and GPLS Antenna with Swivel SMA male
615-960/1427.9-2690/3300-5000/5150-5850MHz

PART NO. MEW50-S-V6-6155850

DATE _____

DESIGNER		**DIRECTOR**	

Approved by Customer/date:

_____

ANTENNA SPECIFICATIONS FOR APPROVAL

1 GENERAL DESCRIPION

1.1 Type No. : MEW50-S-V6-6155850

1.2 Customer P/N :

2 DESCRIPTION & APPLICATION

This antenna assembly is designed for use in **615-960/1427.9-2690/3300-5000/5150-5850MHz**

3 ELECTRICAL CHARACTERISTICS

3.1 Frequency Rang: 615-650/ 699-960 / 1427.9-1510.9 / 1575.42 / 1710-2170 /2300-2690/ 3300-4200 / 4400-5000 / 5150-5850MHz

3.2 V.S.W.R:

Frequency Range	615~960 MHz	1427.9~2690 MHz	3300~5000 MHz	5150~5850 MHz
V.S.W.R.	≤3.0	≤3.5	≤3.5	≤4.5

3.3 Impedance: 50 OHM

3.4 Type of Radiation: Omni-directional

3.5 Polarization: Vertical

3.6 Gain: 2.5~3dBi

3.7 Antenna Type: Dipole

3.8 Connector: SMA Male (Swivel) Brass

Whip Material: ABS

3.9 Size: 135.6x20.1mm

3.10 Color: Black (or white)

4 ENVIRONMENTAL CHARACTERISTICS

4.1 Operating temperature range -20°C to + 65°C

4.2 Storage temperature range -25°C to + 70°C

5 QUALIFICATION TESTING

5.1 All products shall be able to withstand the following testing.

5.2 Physical dimensions identified within this specification.

6 PACKING STYLE

Polybag/each

600pcs in a carton: GW: 9.5kgs / Carton Size: 41*31*22cm

ANTENNA SPECIFICATIONS FOR APPROVAL

7 DRAWING

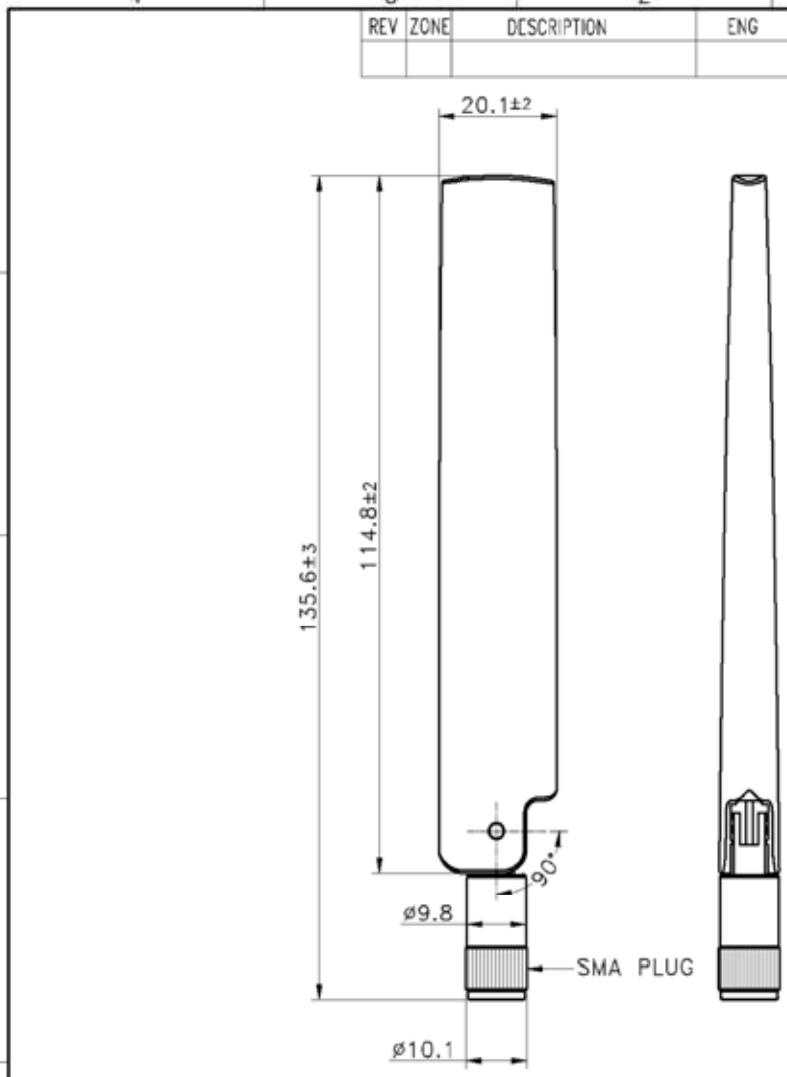

REV	ZONE	DESCRIPTION	ENG	APPROVED	DATE

Electrical Properties				
Frequency Range	615~960 MHz	1427.9~2690 MHz	3300~5000 MHz	5150~5850 MHz
V.S.W.R.	≤3.0	≤3.5	≤3.5	≤4.5
Radiation	Omni-directional			
Gain	<2.5 dBi	<3 dBi	<3 dBi	<2.5 dBi
Polarization	Vertical			
Mechanical Properties				
Whip	ABS			
Connector	Brass			
Weight	14.8 g			
Operating Temp	-20°C~+65°C			

UNLESS OTHERWISE SPECIFIED TOLERANCES ON: ± 1.0	DATE: 2019/12/24	MAT'L:	MAP electronics co., ltd.
	UNIT: mm	FINISH: Black	
	THIRD ANGLE PROJECTION	SCALE: 1/1	TITLE : Replacement Antenna
APPROVED BY:	CHECKED BY:	DESIGNED BY: Ian	DRAWN BY: Alice
		MODEL NO. : MEW50-S-V6-6155850	REV 00
		PART NO. :	

ANTENNA SPECIFICATIONS FOR APPROVAL

8 TEST- VSWR & RETURN LOSS

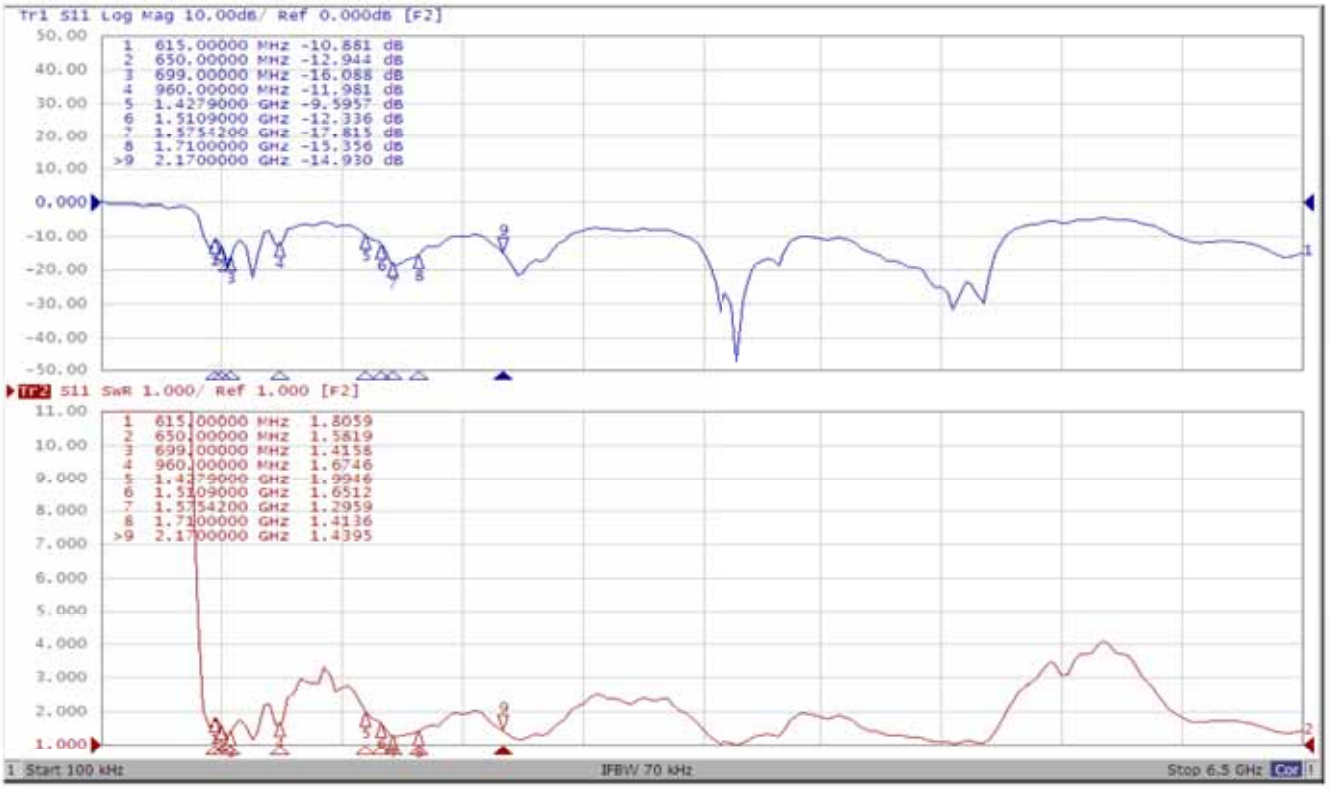

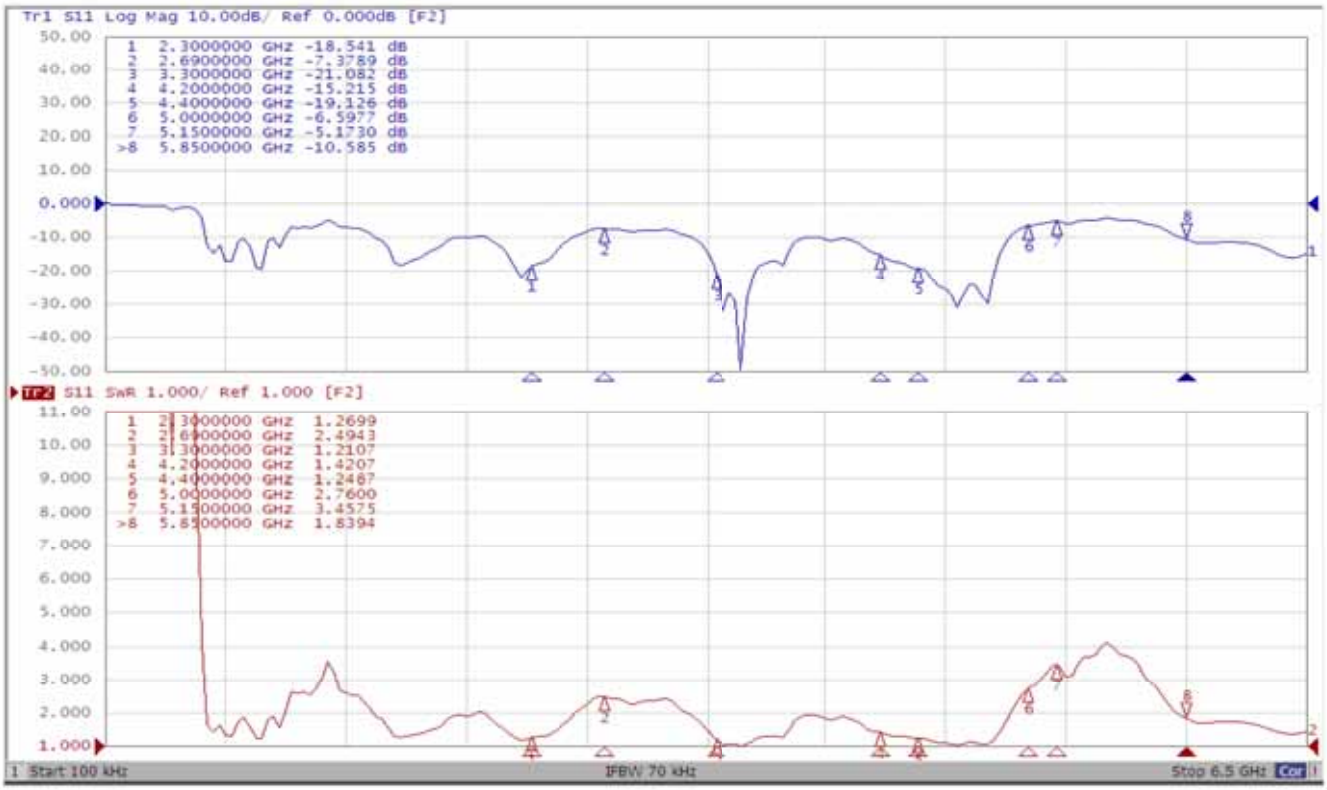

ANTENNA SPECIFICATIONS FOR APPROVAL

9 **Antenna Efficiency**

Frequency (MHz)	615	650	699	960	1427.9	1510.9	1575.42	1710	2170
Peak Gain (dBi)	0.98	1.12	1.43	1.76	2.14	1.82	1.79	1.92	1.97
Efficiency (%)	40	41	43	45	55	52	52	57	59

Frequency (MHz)	2300	2690	3300	4200	4400	5000	5150	5850
Peak Gain (dBi)	2.29	2.06	2.12	2.09	2.31	1.39	1.28	1.55
Efficiency (%)	60	54	57	54	58	46	40	43

ANTENNA SPECIFICATIONS FOR APPROVAL

10 Antenna Pattern

615 MHz

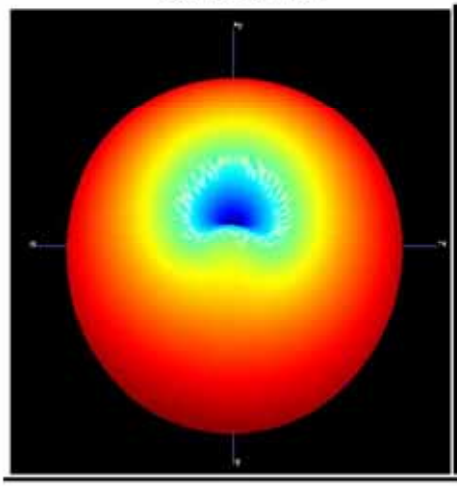

650 MHz

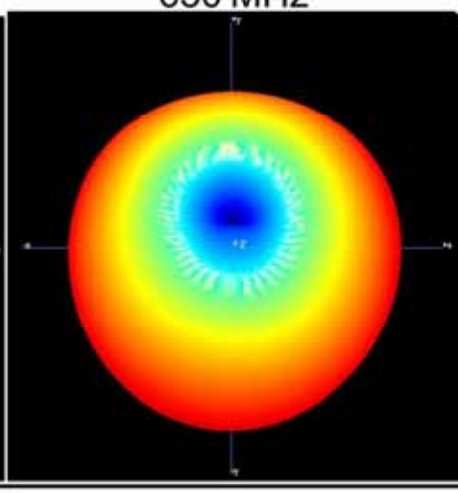

699 MHz

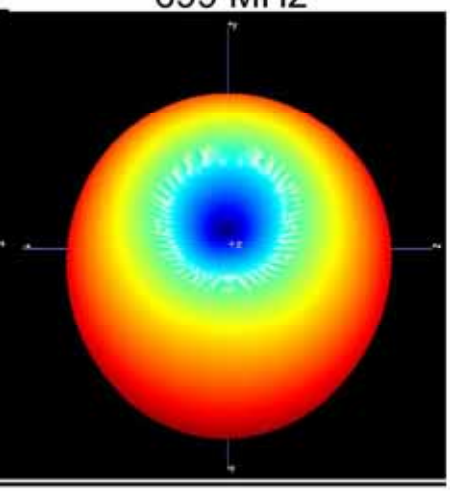

960 MHz

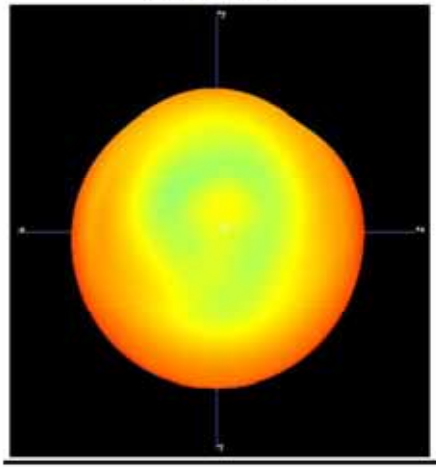

1427.9 MHz

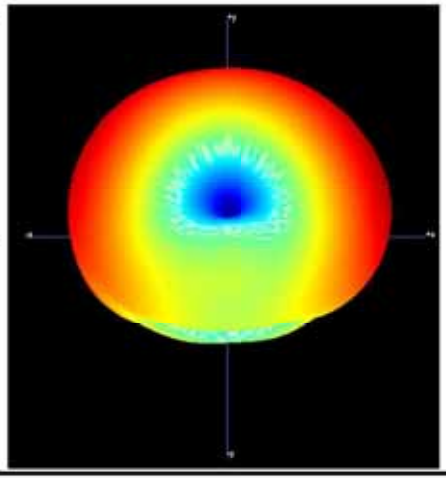

1510.9 MHz

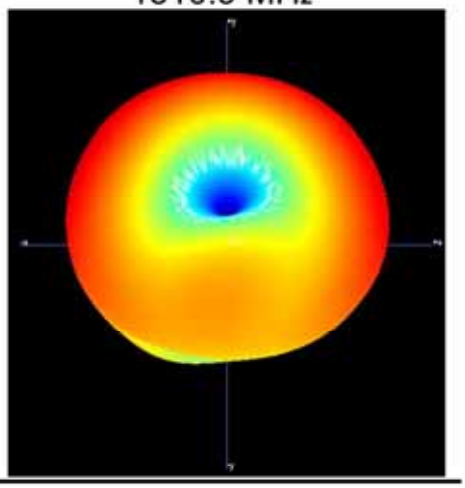

1575.42 MHz

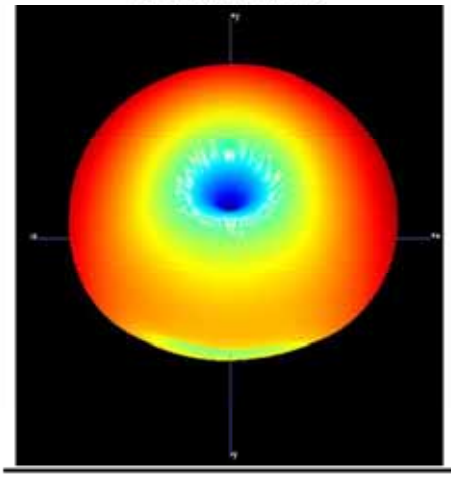

1710 MHz

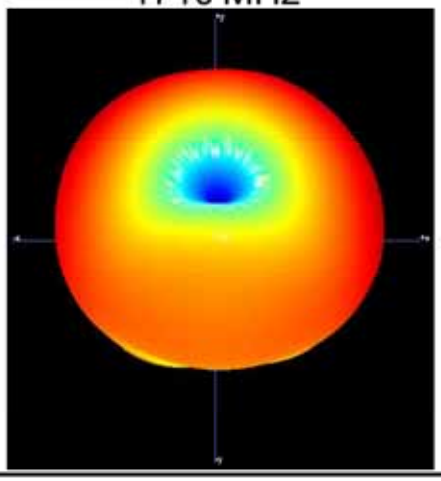

2170 MHz

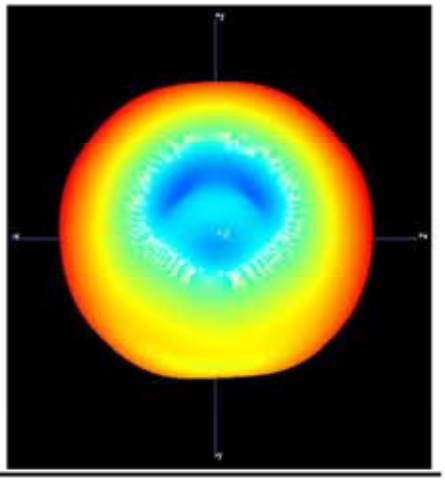

ANTENNA SPECIFICATIONS FOR APPROVAL

2300 MHz

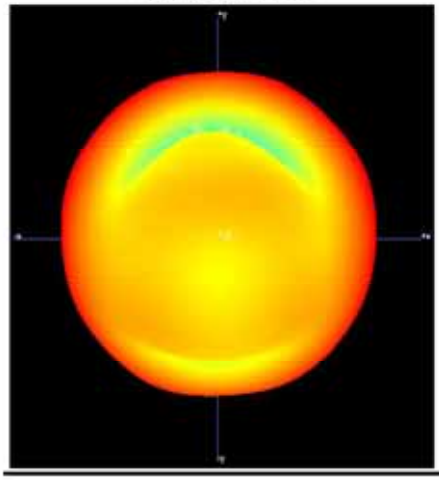

2690 MHz

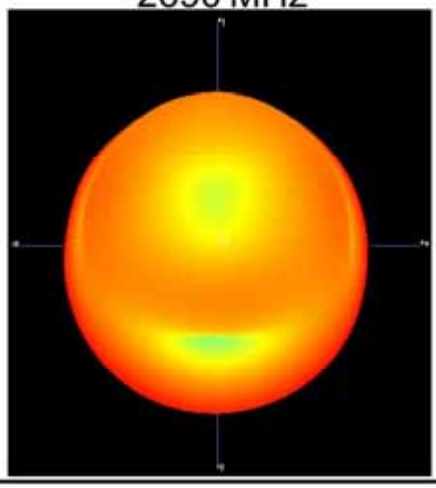

3300 MHz

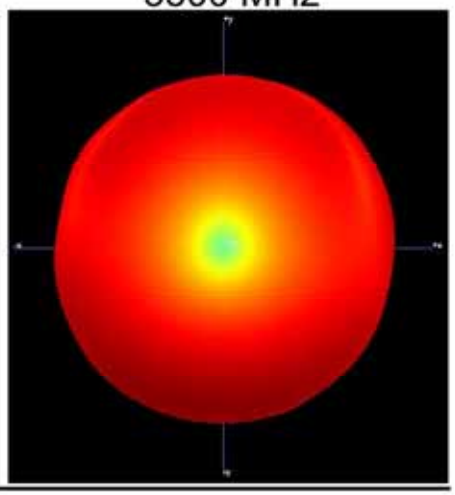

4200 MHz

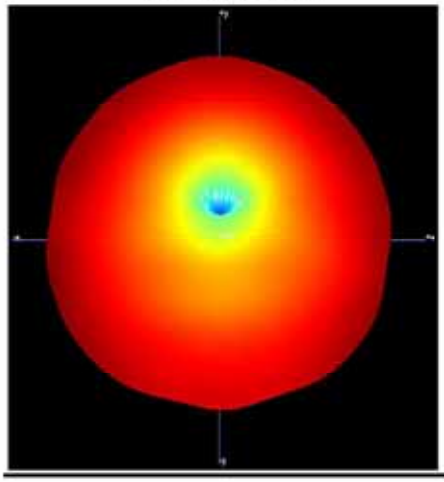

4400 MHz

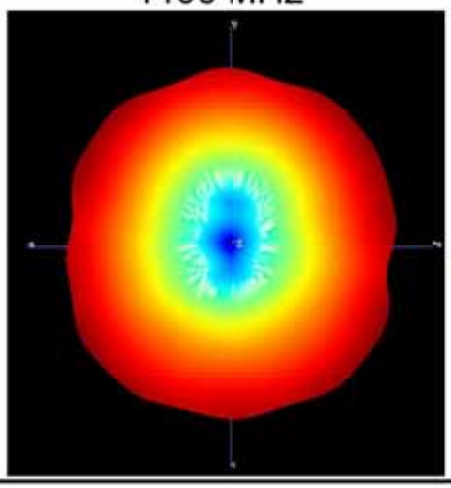

5000 MHz

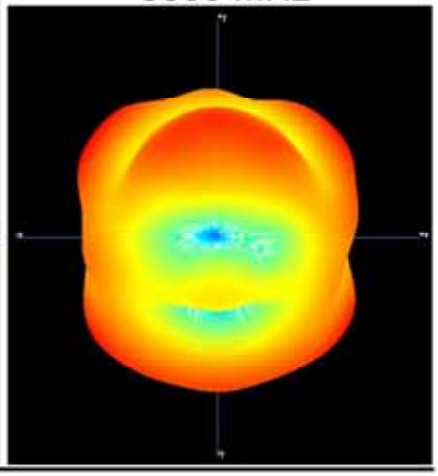

5150 MHz

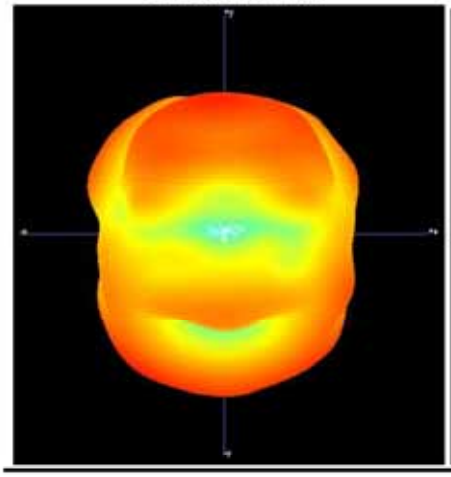
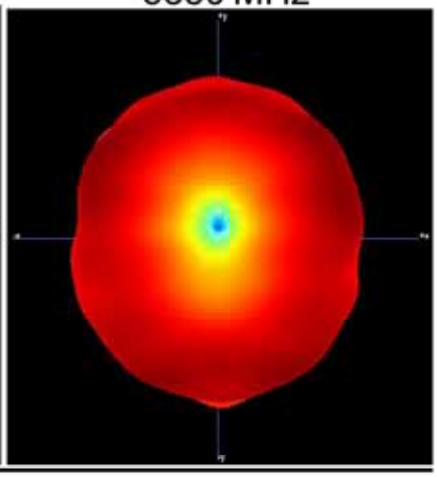
5850 MHz