

Sub 6GHz 5G NR Bands Antenna

MERFA-S60-T189-U-B70-6175000

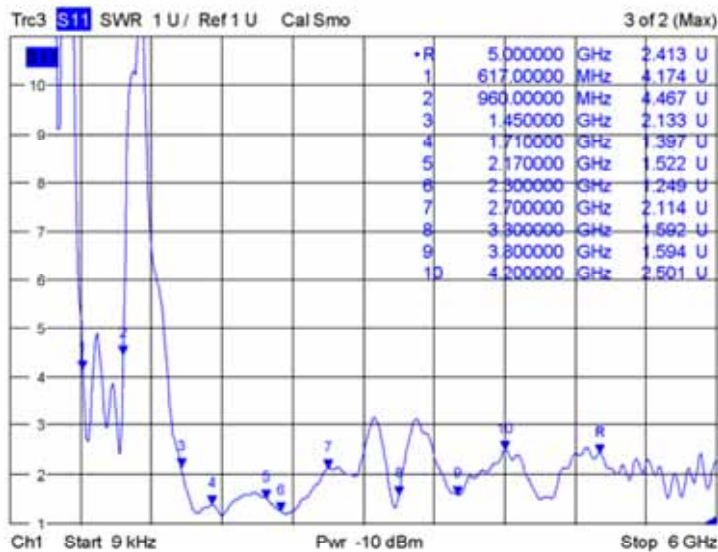
Specifications

Frequency (MHz)	617-798	803-960	1452-1496	1710-2200	2300-2690	3300-3800	4200-5000
Peak gain	-2 dBi	-0.83 dBi	2.17 dBi	4 dBi	4.8 dBi	2.4 dBi	3.05 dBi
Average gain	-3.89 dBi	-4.25 dBi	0.57 dBi	1.64 dBi	1.94 dBi	-1.93 dBi	-2.64 dBi
VSWR	5.5 : 1 Max	5.5 : 1 Max	3.0 : 1 Max	3.0 : 1 Max	3.0 : 1 Max	3.5 : 1 Max	3.0 : 1 Max
Polarization	Linear, vertical						
Impedance	50 Ω						
Connector	SMA PLUG						

Environment & Mechanical Characteristics

Temperature	-10°C to +55°C
Humidity	95% @ 25°C

VSWR



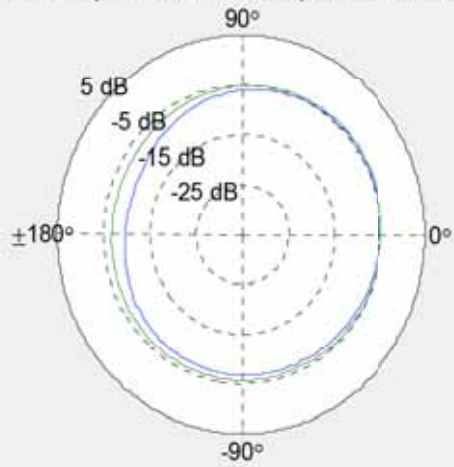
Date: 5.AUG.2019 12:55:01



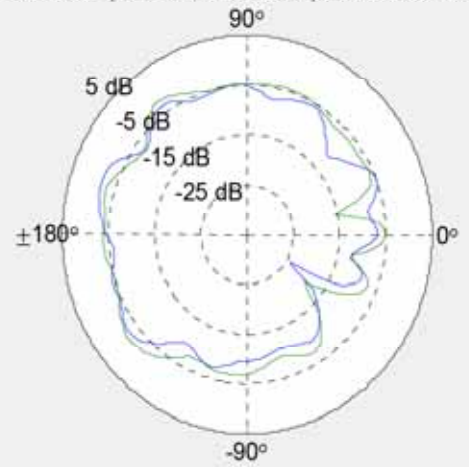
Radiation Pattern

L0 Band = 600 - 650 MHz % LTE-L Band


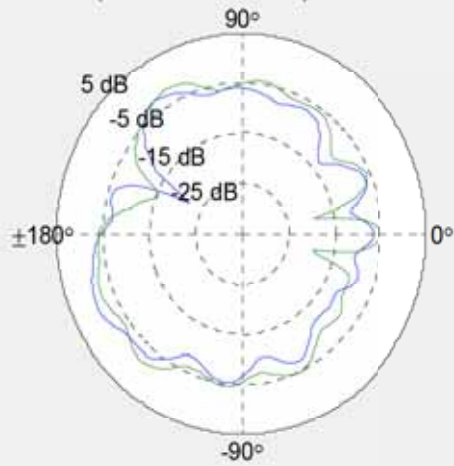
XY Plane (+X = 0°, +Y = +90°) / Elevation = 90 °



ZX Plane (+Z = 0°, +X = +90°) / Azimuth = 0 °



YZ Plane (+Z = 0°, +Y = +90°) / Azimuth = 90 °

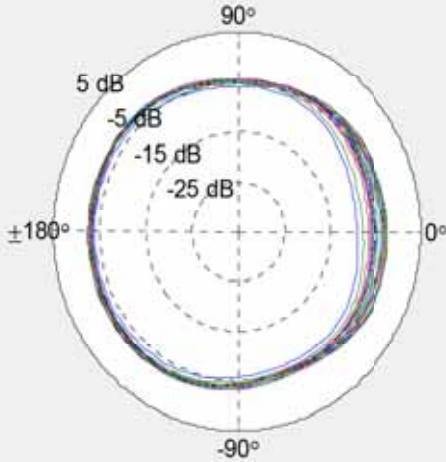


Radiation Pattern

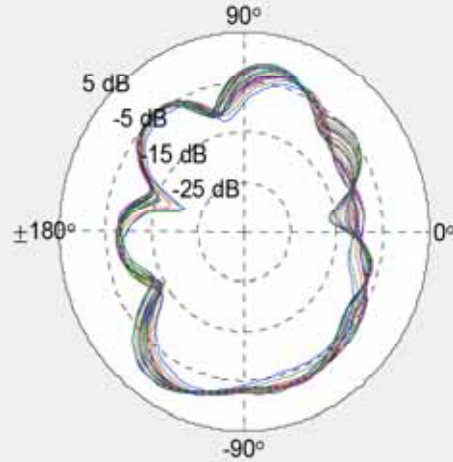
L1 Band = 600 - 790 MHz % LTE-L Band

- 710 MHz
- 716 MHz
- 717 MHz
- 722.5 MHz
- 725.5 MHz
- 728 MHz
- 729 MHz
- 734 MHz
- 737.5 MHz
- 740 MHz
- 746 MHz
- 748 MHz
- 751 MHz
- 756 MHz
- 758 MHz

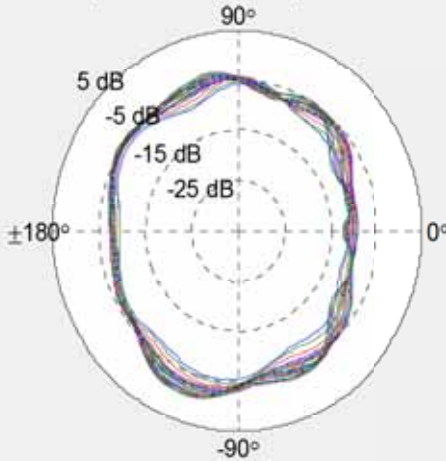
XY Plane (+X = 0°, +Y = +90°) / Elevation = 90 °



ZX Plane (+Z = 0°, +X = +90°) / Azimuth = 0 °




YZ Plane (+Z = 0°, +Y = +90°) / Azimuth = 90 °

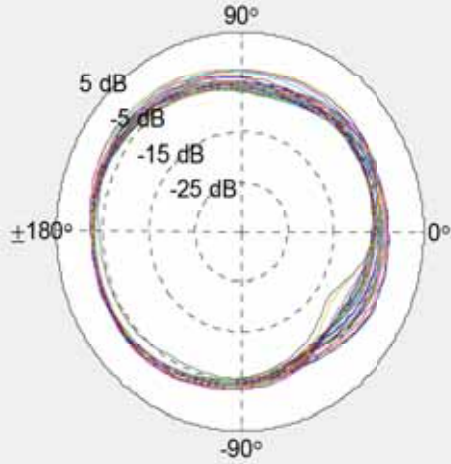


Radiation Pattern

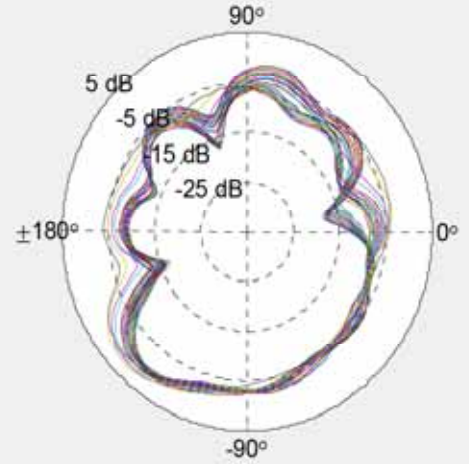
L2 Band = 791 - 960 MHz % LTE-L Band



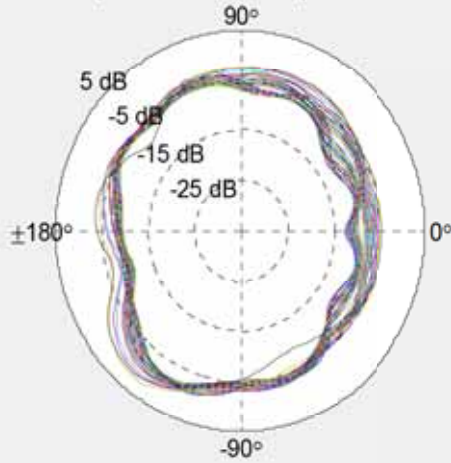
XY Plane (+X = 0°, +Y = +90°) / Elevation = 90 °



ZX Plane (+Z = 0°, +X = +90°) / Azimuth = 0 °



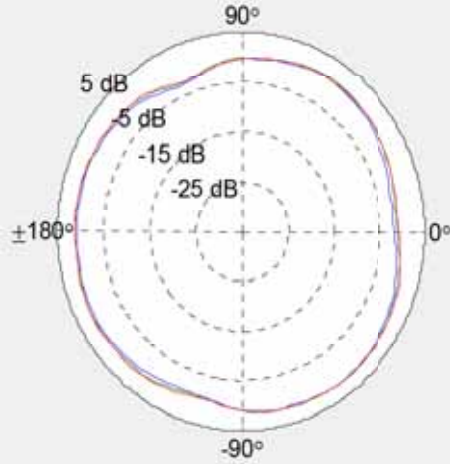
YZ Plane (+Z = 0°, +Y = +90°) / Azimuth = 90 °



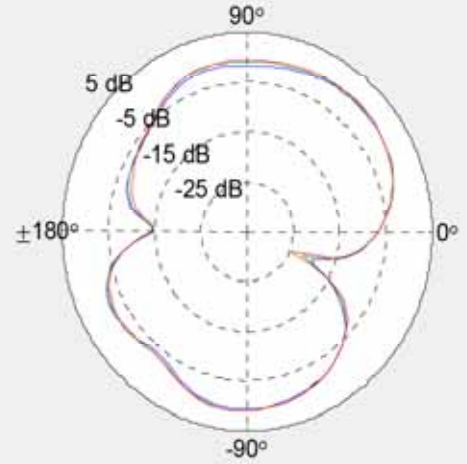
Radiation Pattern

JP Band = 1400 - 1569 MHz % LTE-JP Band

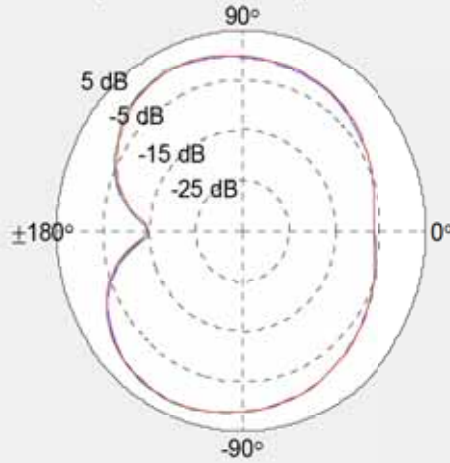
XY Plane (+X = 0°, +Y = +90°) / Elevation = 90 °



ZX Plane (+Z = 0°, +X = +90°) / Azimuth = 0 °



YZ Plane (+Z = 0°, +Y = +90°) / Azimuth = 90 °

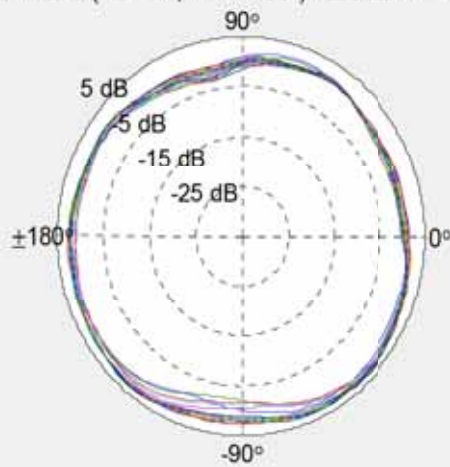


Radiation Pattern

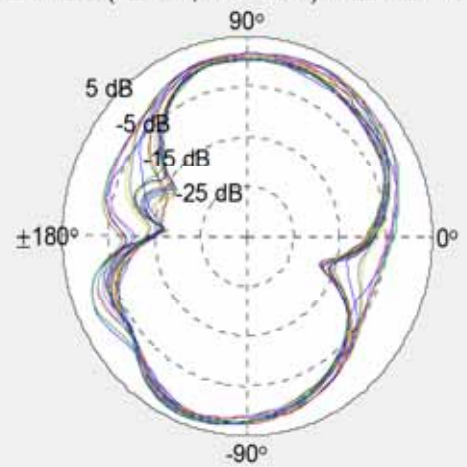
H1 Band = 1700 - 1989 MHz % LTE-H1 Band

- 1755 MHz
- 1780 MHz
- 1785 MHz
- 1805 MHz
- 1842.5 MHz
- 1850 MHz
- 1880 MHz
- 1880 MHz
- 1882.5 MHz
- 1900 MHz
- 1910 MHz
- 1915 MHz
- 1920 MHz
- 1920 MHz
- 1930 MHz

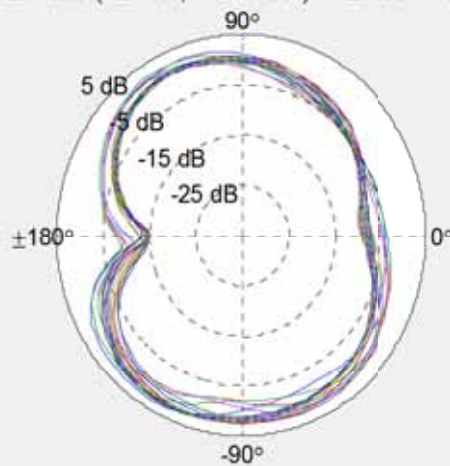
XY Plane (+X = 0°, +Y = +90°) / Elevation = 90 °



ZX Plane (+Z = 0°, +X = +90°) / Azimuth = 0 °

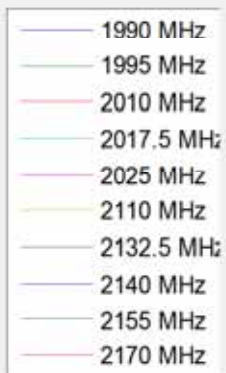


YZ Plane (+Z = 0°, +Y = +90°) / Azimuth = 90 °

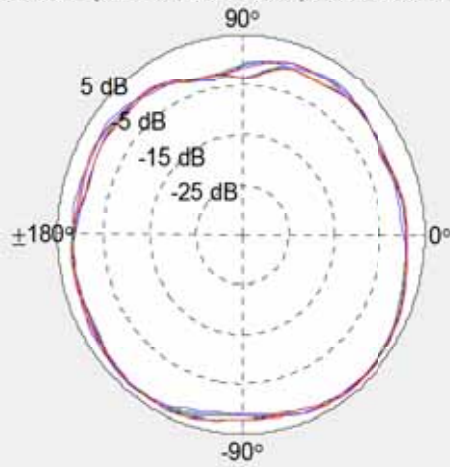


Radiation Pattern

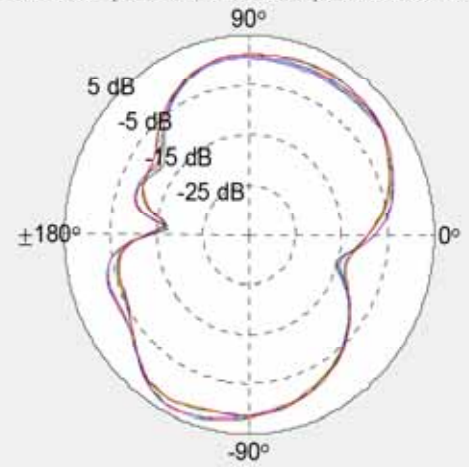
H2 Band = 1990 - 2170 MHz % LTE-H2 Band



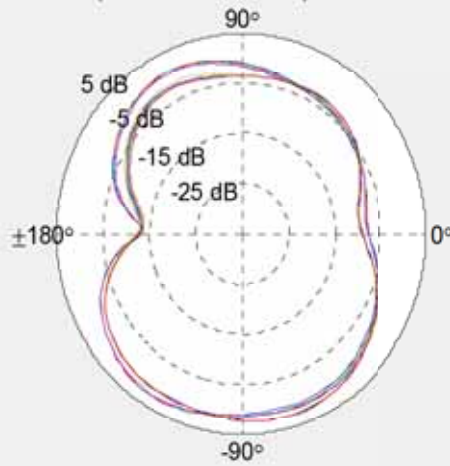
XY Plane (+X = 0°, +Y = +90°) / Elevation = 90 °



ZX Plane (+Z = 0°, +X = +90°) / Azimuth = 0 °



YZ Plane (+Z = 0°, +Y = +90°) / Azimuth = 90 °

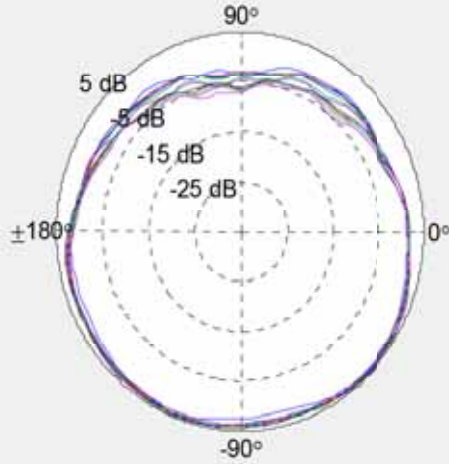


Radiation Pattern

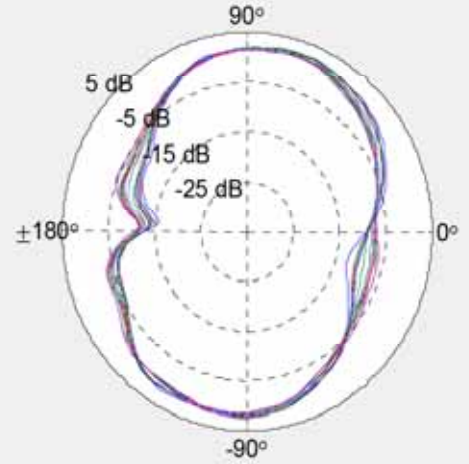
H3 Band = 2180 - 2750 MHz

- 2305 MHz
- 2310 MHz
- 2315 MHz
- 2350 MHz
- 2355 MHz
- 2360 MHz
- 2400 MHz
- 2496 MHz
- 2500 MHz
- 2535 MHz
- 2570 MHz
- 2570 MHz
- 2593 MHz
- 2595 MHz
- 2620 MHz

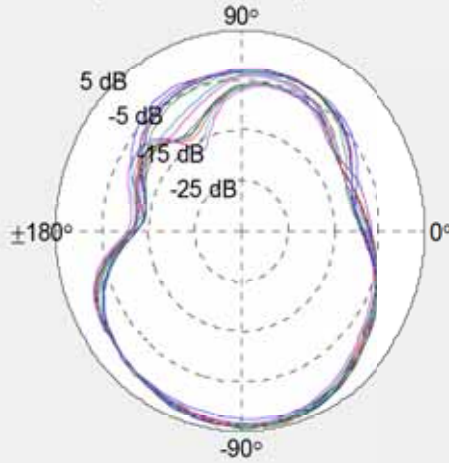
XY Plane (+X = 0°, +Y = +90°) / Elevation = 90 °



ZX Plane (+Z = 0°, +X = +90°) / Azimuth = 0 °



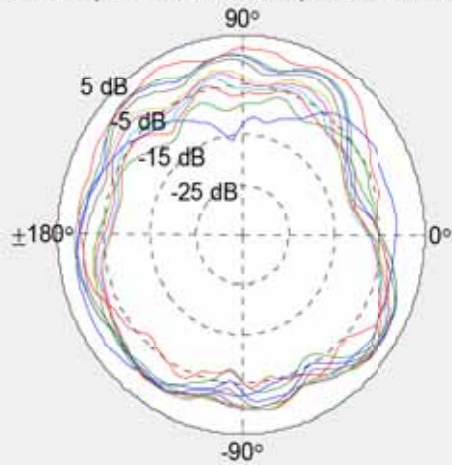
YZ Plane (+Z = 0°, +Y = +90°) / Azimuth = 90 °



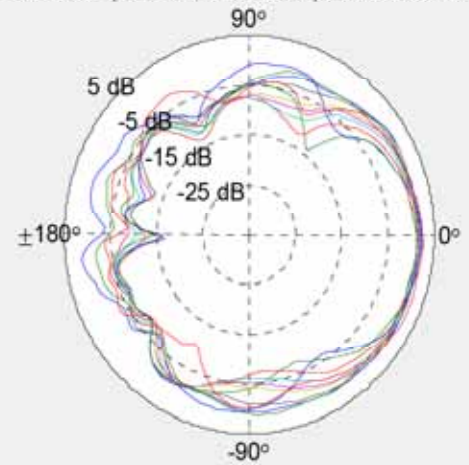
Radiation Pattern

3G Band = 3000 - 4200 MHz % 3G Band


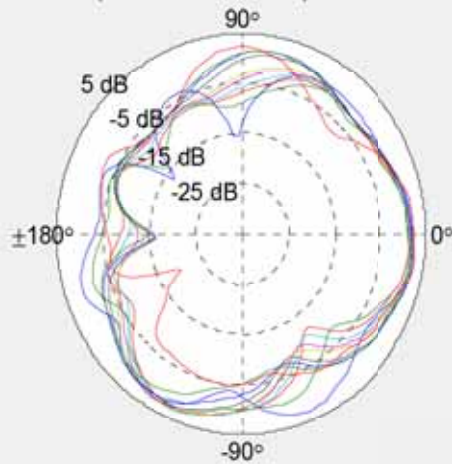
XY Plane (+X = 0°, +Y = +90°) / Elevation = 90 °



ZX Plane (+Z = 0°, +X = +90°) / Azimuth = 0 °



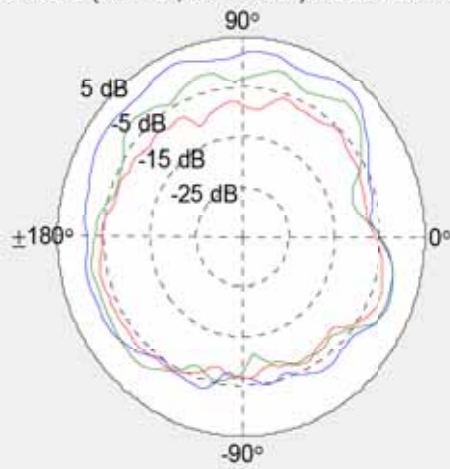
YZ Plane (+Z = 0°, +Y = +90°) / Azimuth = 90 °



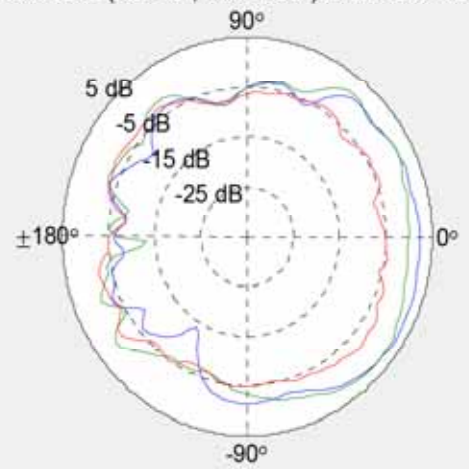
Radiation Pattern

5G Band = 4400 - 6000 MHz

XY Plane (+X = 0°, +Y = +90°) / Elevation = 90°



ZX Plane (+Z = 0°, +X = +90°) / Azimuth = 0°



YZ Plane (+Z = 0°, +Y = +90°) / Azimuth = 90°

