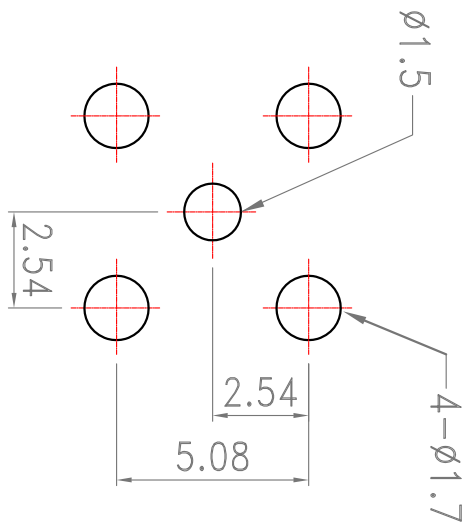
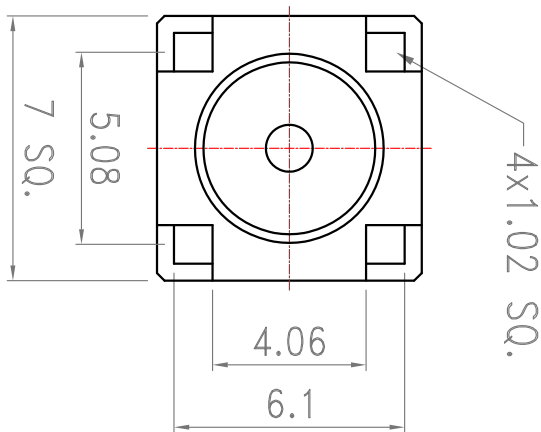
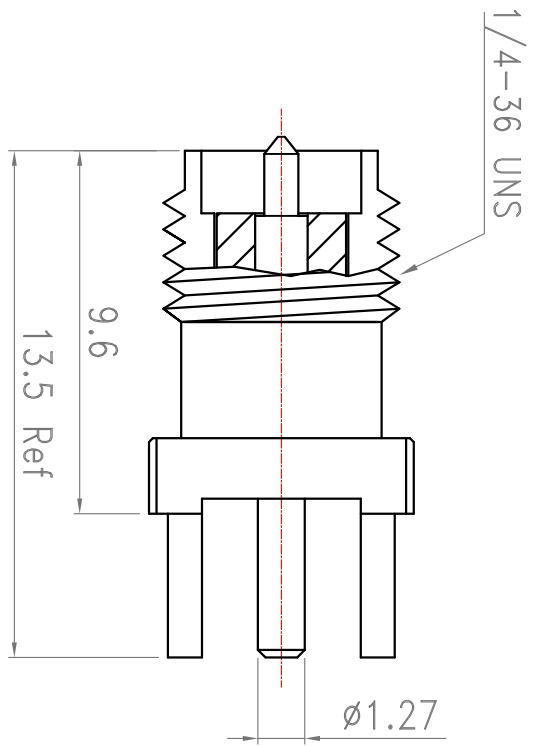


### Revisions

Note: Revisions B: B-1; B-2..... On behalf of official Drawing.  
 Revisions 1; 2; 3; 4..... On behalf of experimant's Drawing.

| ISS | Symbol | Description                               | Date       |
|-----|--------|-------------------------------------------|------------|
| B   |        | CHE for New Drawing Frame & New PN System | 2006/07/11 |

Outline Drawing



Recommended PCB Layout

ROHS COMPLIANCE

| ITEM | Description | Material | Finish   | Part Number | QTY |
|------|-------------|----------|----------|-------------|-----|
| 6    |             |          |          |             |     |
| 5    |             |          |          |             |     |
| 4    |             |          |          |             |     |
| 3    | Pin         | Brass    | 30u"Gold |             |     |
| 2    | Insulator   | PTFE     | None     |             |     |
| 1    | Body        | Brass    | Gold     |             |     |

| Scale | Abbr. | Date       | Rev. |
|-------|-------|------------|------|
| NTS   | ST    | 2011/04/28 | B    |

| Drawn       | Checked      | Approved      |
|-------------|--------------|---------------|
| <i>Mark</i> | <i>Ryoun</i> | <i>Y. Sun</i> |

2011/04/28    2011/04/28    2011/04/28

DWG. NO. **W50110008**

CUSTOMER P/N:

TITLE: **RP SMA Straight Jack, PCB Type**

Proprietary Note: This document contains information proprietary to MAP, which is either copyrighted, or patent applied for, and / or protected by trade secret laws. This document or parts thereof, may not be used disclosed or reproduced in any form by any method, or for any purpose, without the written permission of MAP, Japan.

MAP electronics co., Ltd.  
Material All Procurement