
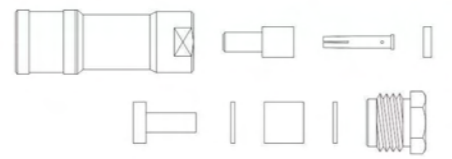





## Crimp Termination for Flexible Cable

### SMB Straight Clamp Plug



		Hand Tool	See Appendix B
		Cable	RG174/U, 316/U
		Cable Assembly Instruction	See Appendix A

### SMB R/A Clamp Plug


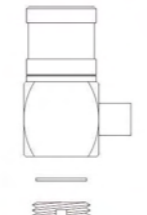
		Hand Tool	See Appendix B
		Cable	RG174/U, 316/U
		Cable Assembly Instruction	See Appendix A

## Direct Solder for Semi-Rigid Cable

### SMB Straight Plug


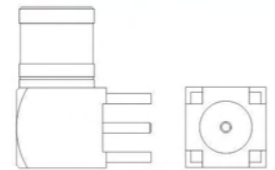
		Hand Tool	Nil
		Cable	RG402/U, 405/U
		Cable Assembly Instruction	See Appendix A Code M


### SMB R/A Plug

		Hand Tool	Nil
		Cable	RG402/U, 405/U
		Cable Assembly Instruction	See Appendix A

## Printed Circuit Board, Straight or R/A Terminal

### SMB R/A Plug, PCB Type

		Hand Tool	Nil
		Cable	Nil
		PCB Layout	Refer to S-CONN's Drawing


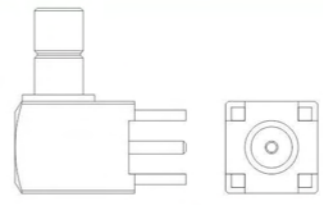


## Printed Circuit Board, Straight or R/A Terminal


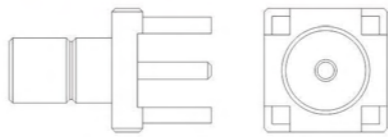
### SMB Straight Plug, PCB Type

		Hand Tool	Nil
		Cable	Nil
		PCB Layout	Refer to S-CONN's Drawing


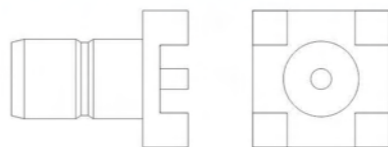
### SMB R/A Jack, PCB Type

		Hand Tool	Nil
		Cable	Nil
		PCB Layout	Refer to S-CONN's Drawing


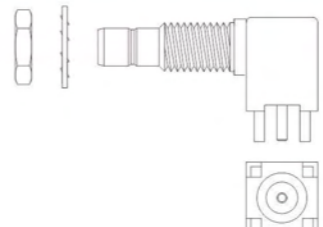
### SMB Straight Jack, PCB Type

		Hand Tool	Nil
		Cable	Nil
		PCB Layout	Refer to S-CONN's Drawing

### SMB Straight Jack, SMT Type

		Hand Tool	Nil
		Cable	Nil
		PCB Layout	Refer to S-CONN's Drawing


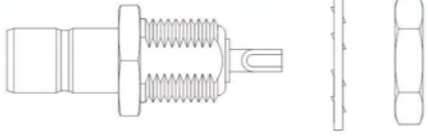
### SMB R/A Jack, PCB Type

		Hand Tool	Nil
		Cable	Nil
		PCB Layout	Refer to S-CONN's Drawing


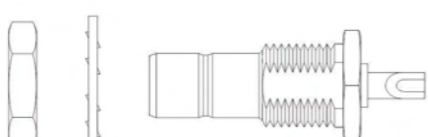


## Bulkhead Receptacle, Solder Pot Terminal

### SMB Bulkhead Jack-Front Mount

 <p>SB230</p>		Hand Tool	Nil
		Cable	Nil
		Mounting Hole	Refer to S-CONN's Drawing

### SMB Bulkhead Jack-Rear Mount

 <p>SB231</p>		Hand Tool	Nil
		Cable	Nil
		Mounting Hole	Refer to S-CONN's Drawing